


AN ADVENTUROUS FACE-OFF

With a CYCLONE



An Adventurous Face-off with a Cyclone

Comic book series about 5 major hazards (Cyclone, Domestic Fire, Earthquake, Heatwave and Thunderstorm & Lightning) for spreading awareness amongst children in the age group of 8-13 years.

First Edition : January-2022

Published by

Gujarat Institute of Disaster Management

B/h Pandit Deendayal Petroleum University,
Koba-Gandhinagar Highway, Raysan,
Gandhinagar - 382007, Gujarat, India.


Tele : (079) 23275804 / 806 / 808 / 811

www.gidm.gujarat.gov.in

Supported by



United Nations Children's Fund

Gujarat State Office,
Plot # 145, Sector 20,
Gandhinagar- 382 021, Gujarat, India.
www.unicef.in







At School....in classroom...

Due to the impending cyclone "Jaladhi" school shall remain closed for next 5 days, Meanwhile there is a possibility that our school can be used as a cyclone shelter.











The winds are getting stronger




After some time... The storm has died down.



20 minutes later... ZZZZZZZUPPP...

Oh no !

It is a blackout boy!



If there's a cyclone warning, usually power supply is cut off hours before.

It could take hours or even days to restore !




I am not able to call my friends.

Internet is also not working.



Three hours later...The cyclone finally passed.



AN ADVENTUROUS FACE-OFF



WITH A CYCLONE



Do's

Before & During Cyclone

- ✓ Have your dwellings checked before a cyclone season starts and carry out whatever repairs that are needed.
- ✓ Talk to children and explain about cyclones without scaring them.
- ✓ Create storm awareness by discussing effects of a cyclonic storm with family members so that everyone knows what one can and should do in an emergency.
- ✓ Keep your valuables and documents in containers, which cannot be damaged by water.
- ✓ Keep information about your blood group.
- ✓ Keep lanterns filled with kerosene, torches and spare batteries. These must be kept in secure places and handy.
- ✓ Make plans for people who are either sick, suffer from disabilities, aged and children.
- ✓ Store up at least seven-day stock of essential food articles, medicines and water supply.
- ✓ Keep blankets & clothes ready for making beds. Also keep cotton bandages and several copies of photographs of family members in case they are needed for identification purposes after the storm.
- ✓ Store some wooden boards so that they can be used to cover windows.
- ✓ Keep trees and shrubs trimmed. Remove damaged and decayed parts of trees to make them resist wind and reduce the potential for damage. Cut weak branches and make winds blow through.
- ✓ All doors, windows and openings should be secured.
- ✓ Continue to listen to warning bulletins and keep in touch with local officials.
- ✓ Keep radio sets in working condition. Battery powered radio sets are desirable.
- ✓ Evacuate people to places of safety when advised.
- ✓ Take steps to protect your assets.
- ✓ Store extra drinking water in covered vessels.
- ✓ Remain calm.

Don'ts

- ✗ During the storm do not venture out unless advised to evacuate.
- ✗ If you have a vehicle and wish to move out of your house, leave early before the onset of a cyclone. It is often best to stay at home.
- ✗ Avoid remaining on the top floor of dwellings. Stay close to the ground.
- ✗ Fishermen are advised not to venture out into the sea. They should keep boats and rafts tied up in a safe place.
- ✗ Avoid taking shelters near old and damaged buildings or near trees.
- ✗ Do not touch power lines. One may get electrocuted.

New list of tropical cyclone names adopted by WMO/ESCAP Panel Member Countries in April 2020 for naming of tropical cyclones over North India Ocean including Bay of Bengal and Arabian Sea.

WMO/ESCAP Panel Member Countries	Column 1 Name	Column 2 Name	Column 3 Name	Column 4 Name	Column 5 Name	Column 6 Name	Column 7 Name
Bangladesh	Nisarga	Biparjoy	Arnab	Upakul	Barshon	Rajani	Nishitha
India	Gati	Tej	Murasu	Aag	Vyom	Jhar	Probaho
Iran	Nivar	Hamoon	Akvan	Sepand	Booran	Anahita	Azar
Maldives	Burevi	Midhili	Kaani	Odi	Kenau	Endheri	Riyau
Myanmar	Tauktae	Michaung	Nagmann	Kyarhit	Sapakye	Wetwun	Mwaihout
Oman	Yaas	Remal	Sail	Naseem	Muzn	Sadeem	Dima
Pakistan	Gulab	Asna	Sahab	Afshan	Manahil	Shujana	Parwaz
Qatar	Shaheen	Dana	Lulu	Mouj	Suhail	Sadaf	Reem
Saudi Arabia	Jawad	Fengal	Ghazeer	Asif	Sidrah	Hareed	Faid
Shri Lanka	Asani	Shakhti	Gigum	Gagana	Verambha	Garjana	Neeba
Thailand	Sitrang	Montha	Thianytot	Bulan	Phutala	Aiyara	Saming
United Arab Emirates	Mandous	Senyar	Afoor	Nahhaam	Quffal	Daaman	Deem
Yemen	Mocha	Ditwah	Diksam	Sira	Bakhur	Ghwyzi	Hawf

* W.M.O. - World Meteorological Organization

* ESCAP - Economic & Social Commission for Asia & the Pacific

New list of tropical cyclone names adopted by WMO/ESCAP Panel Member Countries in April 2020 for naming of tropical cyclones over North India Ocean including Bay of Bengal and Arabian Sea.

WMO/ESCAP Panel Member Countries	Column 8 Name	Column 9 Name	Column 10 Name	Column 11 Name	Column 12 Name	Column 13 Name
Bangladesh	Urmi	Meghala	Samiron	Pratikul	Sarobor	Mahanisha
India	Neer	Prabhanjan	Ghurni	Ambud	Jaladhi	Vega
Iran	Pooyan	Arsham	Hengame	Savas	Tahamtan	Toofan
Maldives	Guruva	Kurangi	Kuredhi	Horangu	Thundi	Faana
Myanmar	Kywe	Pinku	Yinkaung	Linyone	Kyeekan	Bautphat
Oman	Manjour	Rukam	Watad	Al-jarz	Rabab	Raad
Pakistan	Zannata	Sarsar	Badban	Sarrab	Gulnar	Waseq
Qatar	Rayhan	Anbar	Oud	Bahar	Seef	Fanar
Saudi Arabia	Kaseer	Nakheel	Haboob	Bareq	Alreem	Wabil
Shri Lanka	Ninnada	Viduli	Ogha	Salitha	Rivi	Rudu
Thailand	Kraison	Matcha	Mahingsa	Phraewa	Asuri	Thara
United Arab Emirates	Gargoor	Khubb	Degl	Athmad	Boom	Saffar
Yemen	Balhaf	Brom	Shuqra	Fartak	Darsah	Samhah

Note : 1. Panel Members name are listed alphabetically country wise. 2. The names will be used sequentially column-wise. 3. The first name will start from the first row of column one and continue sequentially to the last row in the column thirteen. 4. Table will be used only once.

About cyclone....

What is a cyclone?

A cyclone is a storm accompanied by high speed whistling and howling winds. It brings torrential rains.

Where does a cyclone come from?

A cyclonic storm develops over tropical oceans like the Indian Ocean and Bay of Bengal and the Arabian Sea.

What are the visible signs of a cyclone?

When a cyclonic storm approaches, the skies begin to darken accompanied by lightening and thunder and a continuous downpour of rain.

Gujarat has two storm seasons: May and June during the onset of the monsoon and **October and November** during the retreat of southwestern monsoon.

Which areas are exposed to a cyclone in Gujarat?

In Gujarat, the Saurashtra-Kachchh region experiences a cyclone. The port towns of Veraval, Porbandar, Jamnagar, Dwarka, Okha, Kandla and Bhavnagar and other minor port towns suffer the most.

Source : <https://gidm.gujarat.gov.in> "Cyclone Safety"

Cyclone classification....

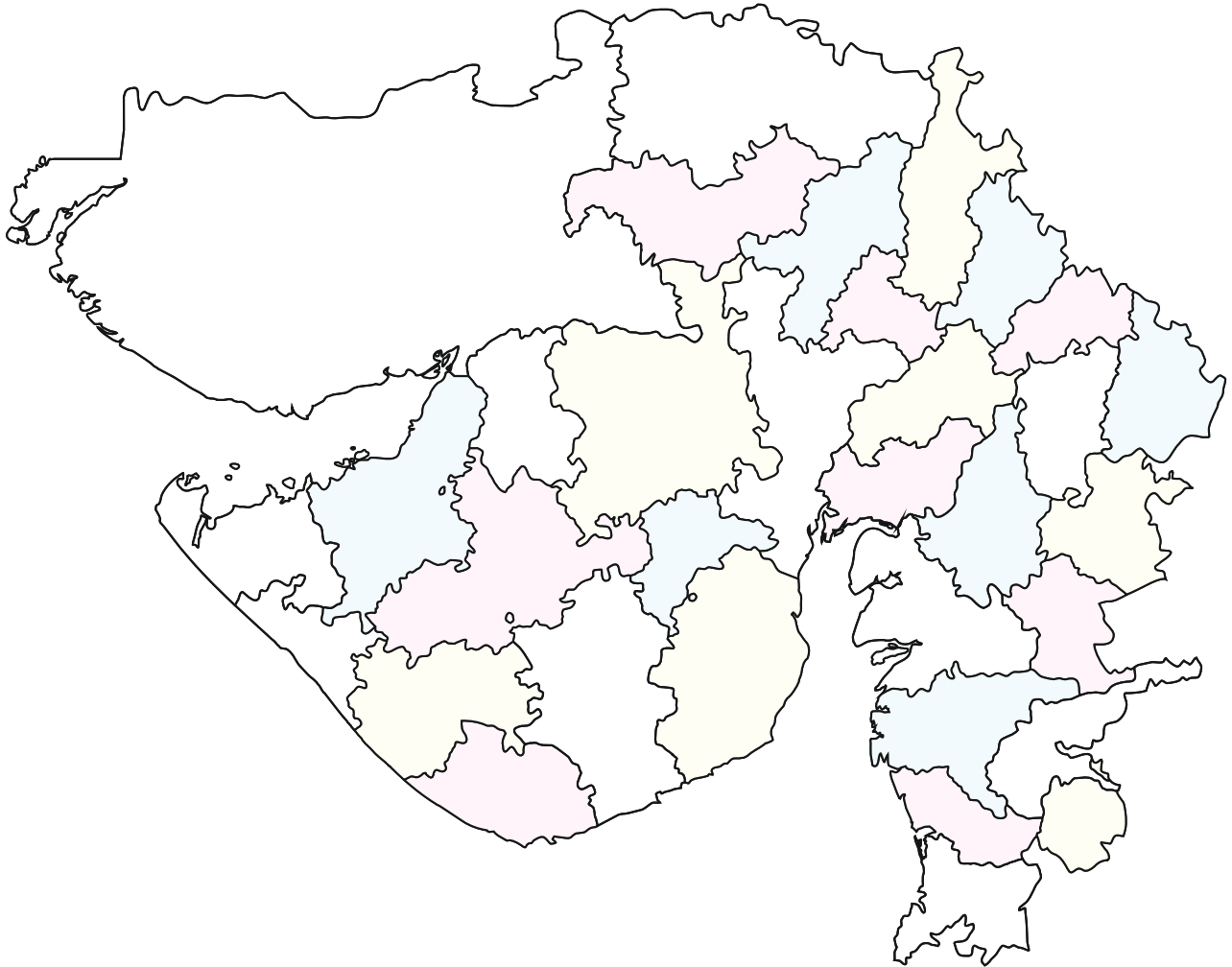
In order to have an idea of the intensity of cyclonic activity, weight is assigned to each cyclonic activity in the following manner.

India Meteorological Department Tropical Cyclone Classification		
Cyclone Activity	Sustained Winds	Weight
Depression (D)	31 - 50 km/h	1
Deep Depression (DD)	51 - 62 km/h	2
Cyclonic Storm (CS)	63 - 88 km/h	3
Severe Cyclonic Storm (SCS)	89 - 117 km/h	4
Very Severe Cyclonic Storm (VSCS)	118 - 165 km/h	5
Extremely Severe Cyclonic Storm (ESCS)	166 - 220 km/h	6
Super Cyclonic Storm (SuCS)	≥ 221 km/h	7

Source : IMD classification of Tropical cyclone systems in the Indian Ocean

• Fun & Learn Activity •

Mark the region which are exposed to a cyclone in Gujarat and write their name.



This is just an Illustrative representation and not to scale.



[illegible]

This image shows a single sheet of white paper with horizontal ruling lines. The lines are evenly spaced and run across the width of the page. There are no margins, text, or other markings on the paper.

This image shows a single sheet of white paper with horizontal ruling lines. The lines are evenly spaced and run across the width of the page. There are no margins, text, or other markings on the paper.



YOU CAN BE A LEADER. AN AWARE AND SAFER COMMUNITY BEGINS WITH YOU.

YOU CAN MAKE A DIFFERENCE.



START TALKING TO YOUR FAMILY, FRIENDS AND TEACHERS ABOUT HOW TO MAKE YOUR COMMUNITY BETTER PREPARED FOR DISASTER RISKS.

BE A PART OF DISASTER MANAGEMENT COMMITTEE IN YOUR SCHOOL.



GET FIRST AID TRAINING.



YOU CAN HELP YOUR SELF AND OTHERS TOO.